



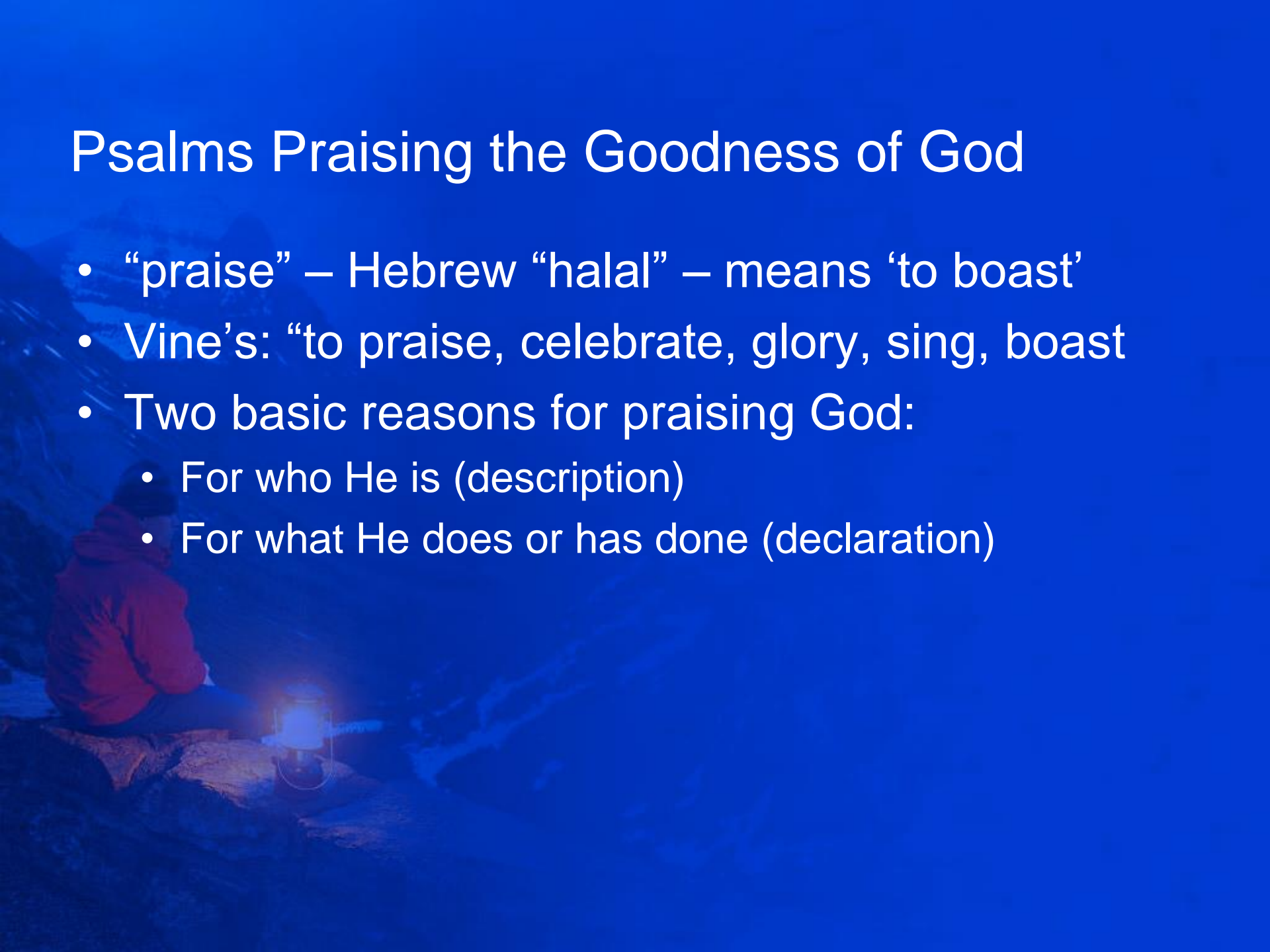
Psalms
The Book of Praises

Lesson 17

Psalms Praising
the Goodness of God - Part I

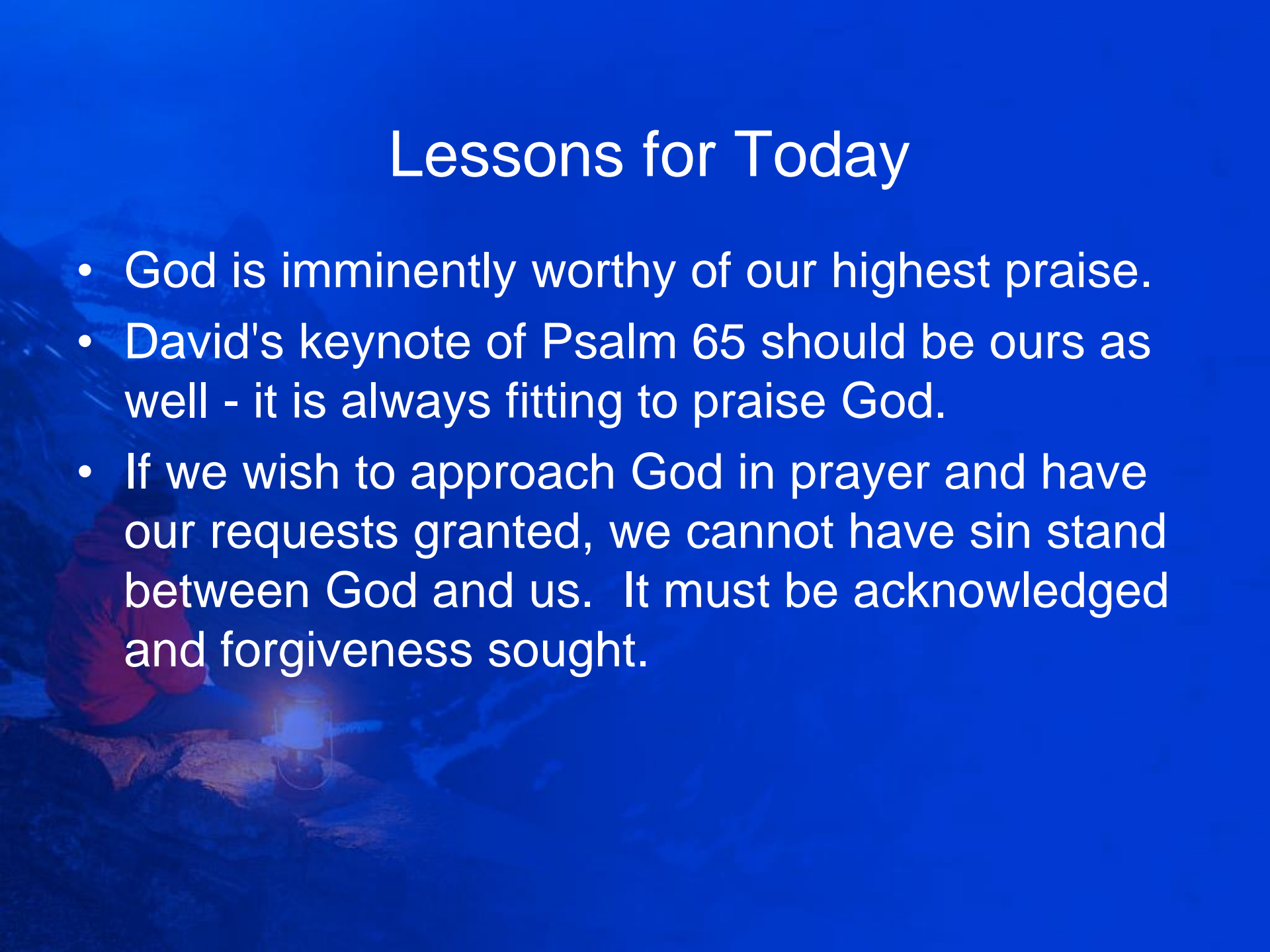
Psalms Praising the Goodness of God

- “praise” – Hebrew “halal” – means ‘to boast’
- Vine’s: “to praise, celebrate, glory, sing, boast
- Two basic reasons for praising God:
 - For who He is (description)
 - For what He does or has done (declaration)



Lessons for Today

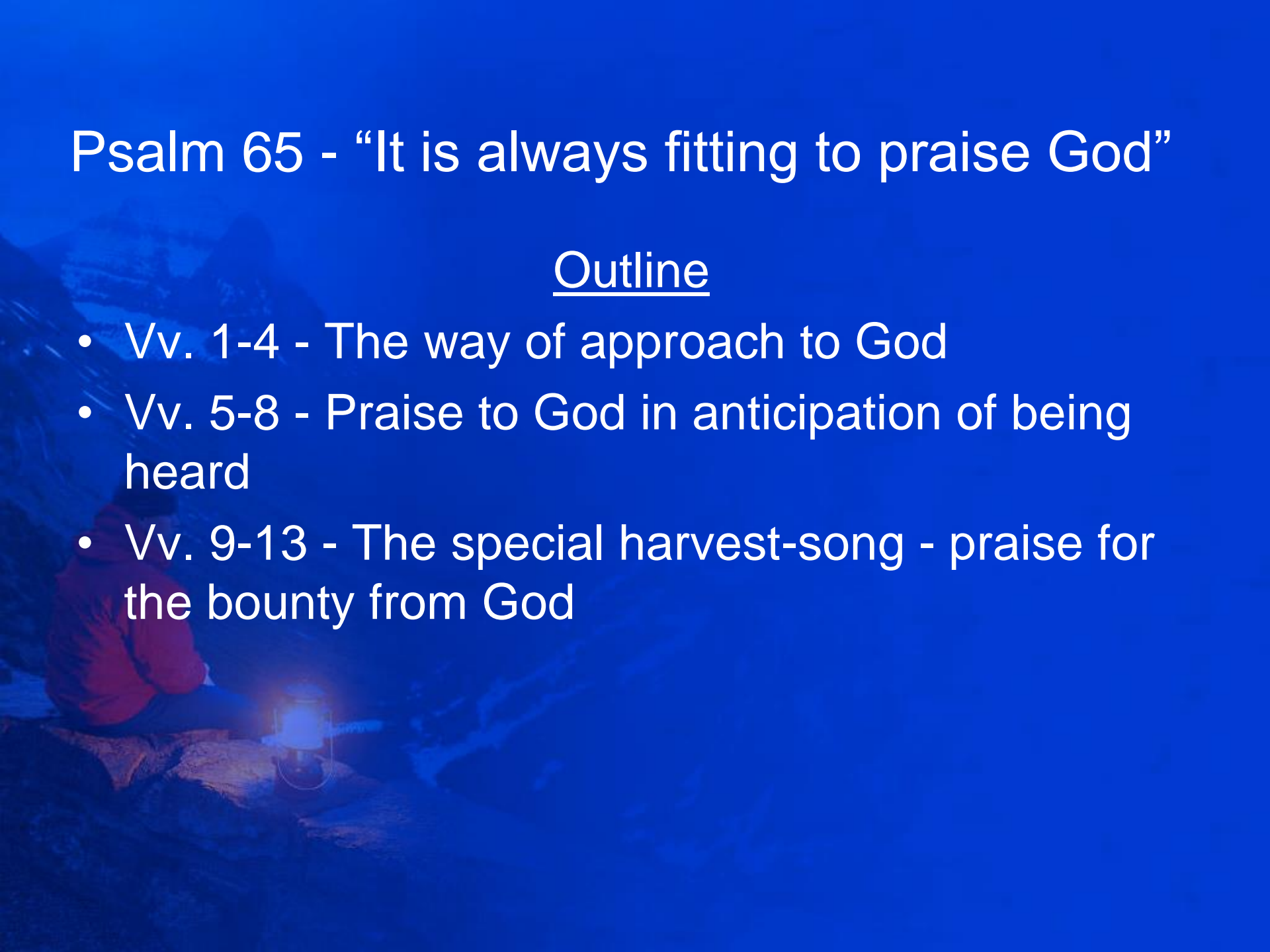
- God is imminently worthy of our highest praise.
- David's keynote of Psalm 65 should be ours as well - it is always fitting to praise God.
- If we wish to approach God in prayer and have our requests granted, we cannot have sin stand between God and us. It must be acknowledged and forgiveness sought.



Psalm 65 - “It is always fitting to praise God”

Outline

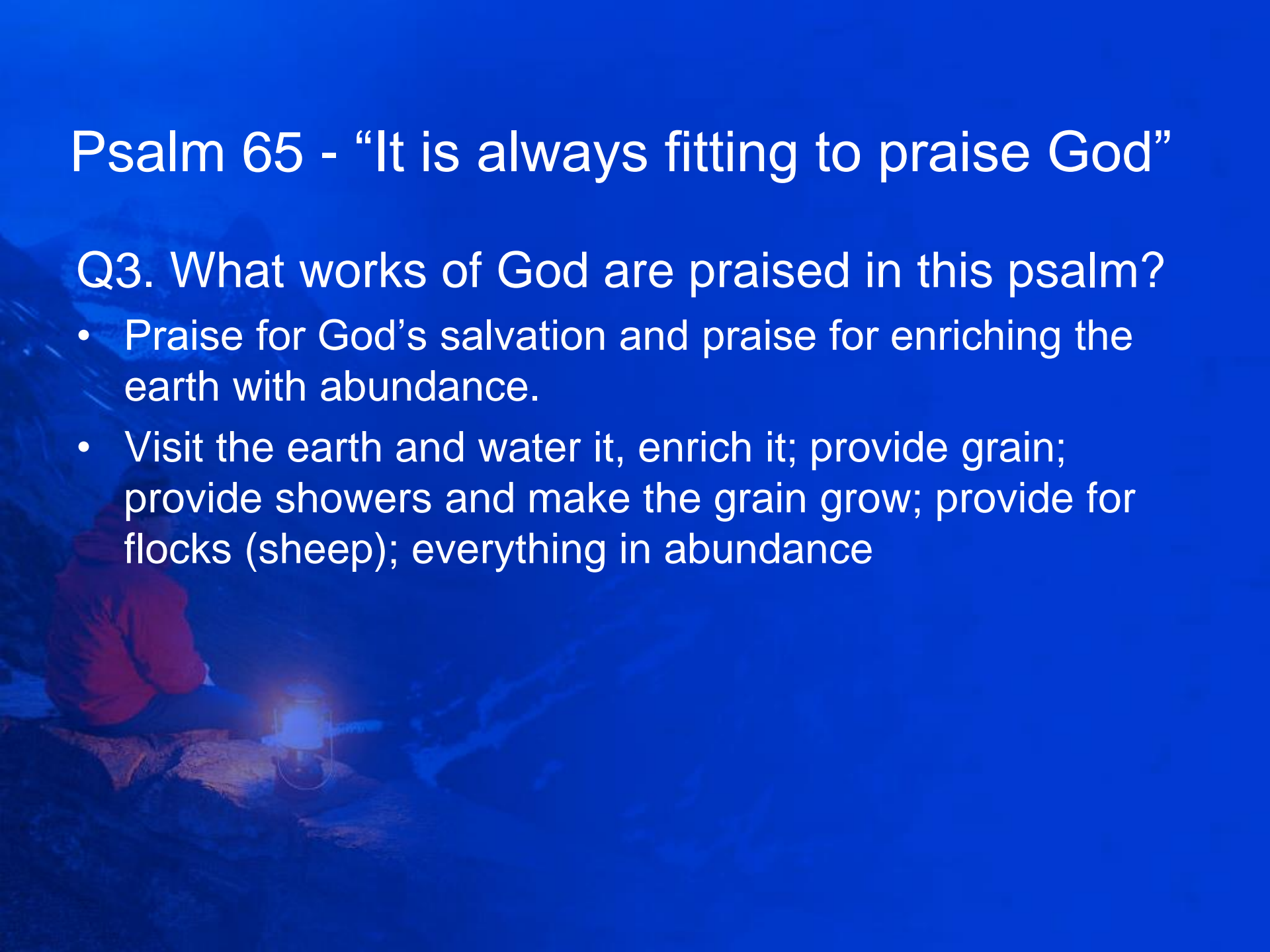
- Vv. 1-4 - The way of approach to God
- Vv. 5-8 - Praise to God in anticipation of being heard
- Vv. 9-13 - The special harvest-song - praise for the bounty from God



Psalm 65 - “It is always fitting to praise God”

Q3. What works of God are praised in this psalm?

- Praise for God’s salvation and praise for enriching the earth with abundance.
- Visit the earth and water it, enrich it; provide grain; provide showers and make the grain grow; provide for flocks (sheep); everything in abundance



Psalm 65 - “It is always fitting to praise God”

- Vv. 1-4 - The way of approach to God
 - It is always fitting to praise God
 - If we wish to approach God in prayer and have our requests granted, we cannot have sin stand between God and us. It must be acknowledged and forgiveness sought.
- Vv. 5-8 - Praise to God in anticipation of being heard
 - You are the confidence of all the ends of the earth, and of the far-off seas

Psalm 65 - “It is always fitting to praise God”

- Vv. 9-13 - The special harvest-song - praise for the bounty from God
 - Note the beautiful imagery in vv. 9-13
 - “river of God”
 - “settle its furrows”
 - “make it soft with showers”
 - “Your paths drip abundance”
 - “pastures are clothed with flocks”

Psalm 18 - “David’s Psalm of Praise and Victory”

Outline

- Vv. 1-2 - What God now means to the psalmist as a result of his experiences.
- Vv. 3-19 - The story of the psalmists deliverance.
- Vv. 20-24 - Why God condescended to deliver him.
- Vv. 25-27 - The basic principle involved.
- Vv. 28-45 - The story of deliverance retold, with application to the future.
- Vv. 46-50 - A concluding note of praise.

Psalm 18 - “David’s Psalm of Praise and Victory”

- Vv. 1-2 - What God now means to the psalmist as a result of his experiences.
- Vv. 3-19 - The story of the psalmists deliverance.
- Vv. 20-24 - Why God condescended to deliver him.
- Vv. 25-27 - The basic principle involved.
- Vv. 28-45 - The story of deliverance retold, with application to the future.
- Vv. 46-50 - A concluding note of praise.

I Will Call upon the LORD

15

Hymn: arr. Michael O'Shields (1981); st. 2-3 unknown; from Psalm 18:3, 46 (KJV)

Tune: Michael O'Shields (1981), arr. Pam Stephenson

© 1981 Sound III, Inc.

1. I will call up - on the LORD,


I will call up - on the

Detailed description: This system contains two staves of music. The top staff is a treble clef with a key signature of one sharp (F#) and a 4/4 time signature. It begins with a whole rest, followed by a half note G4, a quarter note A4, a quarter note B4, a quarter note C5, a quarter note B4, a quarter note A4, and a quarter note G4. The bottom staff is a bass clef with the same key signature and time signature. It begins with a half note G2, a quarter note A2, a quarter note B2, a quarter note C3, a quarter note B2, a quarter note A2, and a quarter note G2. The lyrics "1. I will call up - on the LORD," are positioned between the staves, with "I will call up - on" aligned under the treble staff and "the LORD," aligned under the bass staff. A second line of lyrics, "*I will call up - on the*", is placed below the first line, aligned with the treble staff.

LORD, Who is wor - thy to be praised;

Who is wor - thy to be

Detailed description: This system contains two staves of music. The top staff is a treble clef with a key signature of one sharp (F#) and a 4/4 time signature. It begins with a whole rest, followed by a half note G4, a quarter note A4, a quarter note B4, a quarter note C5, a quarter note B4, a quarter note A4, and a quarter note G4. The bottom staff is a bass clef with the same key signature and time signature. It begins with a half note G2, a quarter note A2, a quarter note B2, a quarter note C3, a quarter note B2, a quarter note A2, and a quarter note G2. The lyrics "*LORD,* Who is wor - thy to be praised;" are positioned between the staves, with "*LORD,*" aligned under the treble staff and "Who is wor - thy to be praised;" aligned under the bass staff. A second line of lyrics, "*Who is wor - thy to be*", is placed below the first line, aligned with the treble staff.




praised; So shall I be
So shall I be saved from my en - e - mies.




saved from my en - e - mies.


CHORUS



The LORD liv - eth and bless - ed be the Rock,



And let the God of my sal - va - tion be ex - alt - ed.



I know

Musical notation for the first line of the chorus in treble clef, key of D major. The melody consists of eighth and quarter notes, with a final half note. The lyrics are: "The LORD liv - eth and bless - ed be the Rock,"

The LORD liv - eth and bless - ed be the Rock,

Musical notation for the first line of the chorus in bass clef. The accompaniment features a steady eighth-note bass line with upward-pointing stems, and chords in the right hand.

Musical notation for the second line of the chorus in treble clef. The melody continues with eighth and quarter notes, ending with a half note. The lyrics are: "And let the God of my sal - va - tion be ex - alt - ed."

And let the God of my sal - va - tion be ex - alt - ed.

Musical notation for the second line of the chorus in bass clef. The accompaniment continues with a steady eighth-note bass line and chords in the right hand.

CODA



I will call up - on the LORD.

I will call up - on the LORD.

I will call up - on the LORD.

Psalm 84 - “Love for the Sanctuary”

Outline

- Vv. 1-4 - The blessedness of having access to the house of the Lord
- Vv. 5-7 - The blessings going forth from a life lived in fellowship with God
- Vv. 8-9 - A prayer for a blessing upon the king
- Vv. 10-12 - The blessedness of trusting in the Lord of the sanctuary

Psalm 84 - “Love for the Sanctuary”

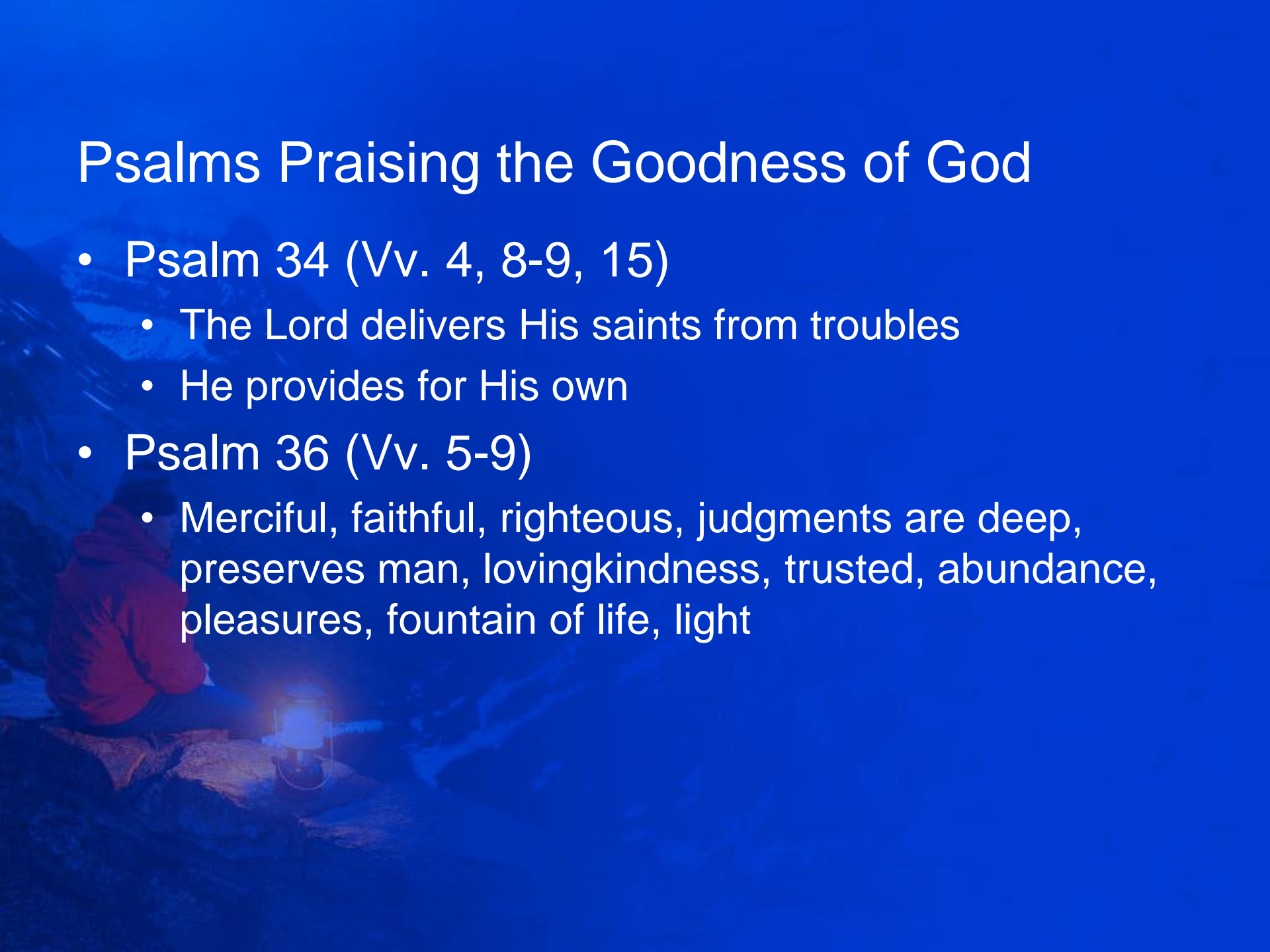
- Vv. 1-4 - The blessedness of having access to the house of the Lord
- Vv. 5-7 - The blessings going forth from a life lived in fellowship with God
- Vv. 8-9 - A prayer for a blessing upon the king
- Vv. 10-12 - The blessedness of trusting in the Lord of the sanctuary

Psalms Praising the Goodness of God

- Psalm 4 (Vv. 3, 8)
 - He provides safety for the godly
- Psalm 9 (Vv. 5, 8, 9, 10)
 - The Lord is victorious over wicked nations
 - He judges the world righteously
 - He is a refuge
- Psalm 32 (Vv. 7, 10-11)
 - He forgives transgressions
 - He is our hiding place
 - He is merciful

Psalms Praising the Goodness of God

- Psalm 34 (Vv. 4, 8-9, 15)
 - The Lord delivers His saints from troubles
 - He provides for His own
- Psalm 36 (Vv. 5-9)
 - Merciful, faithful, righteous, judgments are deep, preserves man, lovingkindness, trusted, abundance, pleasures, fountain of life, light



Lessons for Today

- God is imminently worthy of our highest praise.
- David's keynote of Psalm 65 should be ours as well - it is always fitting to praise God.
- If we wish to approach God in prayer and have our requests granted, we cannot have sin stand between God and us. It must be acknowledged and forgiveness sought.

